



GAMMAsmall**B**

The pictures shown are for illustrative purposes only. For shape, material and color specifications refer to internal descriptions.

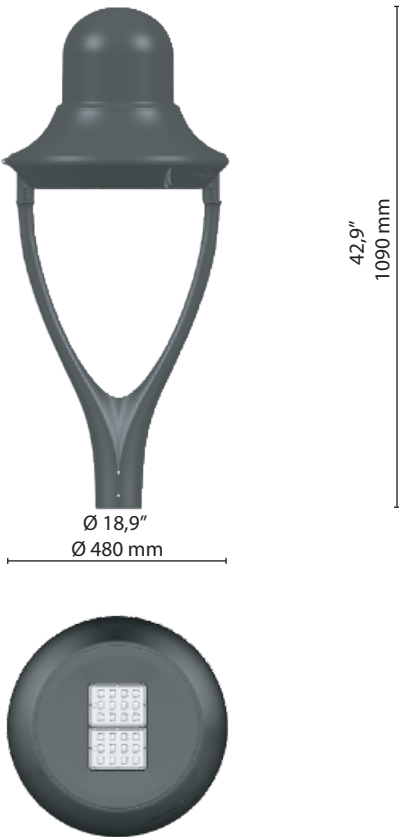
Available versions

rev. 2022.02

The classic lighting fixtures can be equipped with a die-cast aluminum decorative ring.
The decorative ring has a purely aesthetic value.
Below are the models of the lighting fixture with and without this option and the relative coding.



Without decorative ring version
Product code: GAMS S_GFxx_B



With decorative ring version
Product code: GAMS F_GFxx_B



Scale: 1:15

Gamma small B

Technical data

ACCESSIBILITY



Timeless

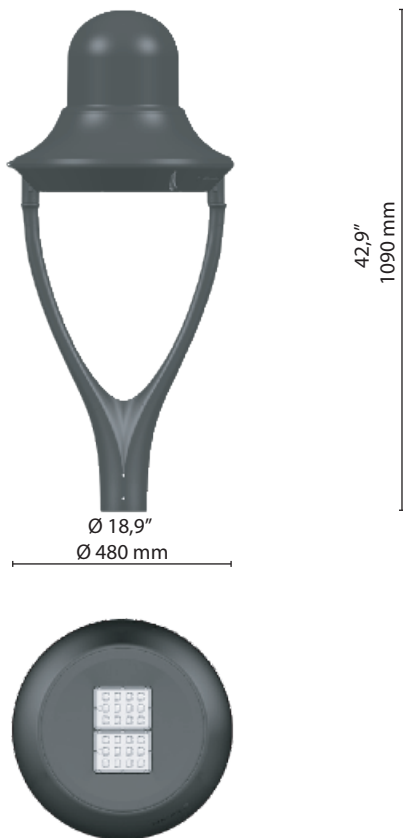
Tool-free openable fixture.
Replaceable internal components
without the need of tools.

OPTICAL TECHNOLOGY



Glass free

Refracting optical system consist of
single-chip LED, shockproof lenses
with 30 years of warranty against UV
and yellowing by aging (GLASS-FREE).



Scale: 1:15

Max. weight

11,0 Kg
fixing device excluded

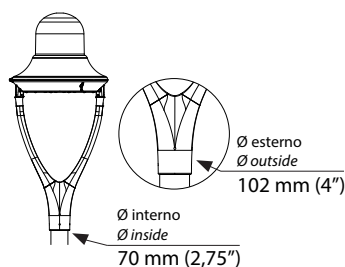
CXS

Lateral: 0,15 m² | Plan: 0,18 m²

FIXING TYPE



Pole top



OPTIONAL

Glass

Ultraclear tempered glass
Th. 0,15in (4mm)

1,7 lb
0,8 Kg

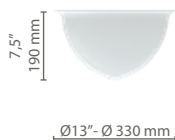


Diffusers

Polycarbonate with U.V. protection

Alba

1,1 lb
0,5 Kg



Tonda

0,88 lb
0,4 Kg



Decorative ring

Die cast aluminium | EN1706

1,6 lb
0,72 Kg



Additional surge protector device:

SPD with warning LED CLASS 1 |
CLASS 2 12kV/kA

Optional functions:

0,5 m power cable with 2-3 or 4-5 core connector

Funzionalità su richiesta:

DALI-DALI2 | DALI SENSOR

(page: Functionality)

Connectors and sockets:

NM (Nema Socket) | LM (Lumawise Zhaga Socket)
Zhaga STD remote control | Zhaga GPS remote control

(page: Functionality)

STANDARD

EN 60598-1, EN 60598-2-3, EN 62471, EN 55015, EN 61547, EN 61000-3-2, EN 61000-3-3

CONFORMITY | PROTECTION

Conformity



Salt spray test

ISO 9227



8000 hr

Insulation classes



Protection classes



Photobiological safety



Classe 0 Exempt
group IEC/TR62472

PLUS



CUT OFF



OPTICAL
FLEXIBILITY



LOW GLARE



COMPLIANT



IPEA MIN

LIGHTING FIXTURE FEATURES

General features

Power source:	220-240V 50/60Hz tolerance +/-10%
Current supply:	350 mA 525 mA 700 mA 1050 mA (P _{max} = 82W)
Power Factor THD:	≥0.95 <10 % (At full load)
Expected life (Ta=25°):	> 100.000 h L90B10 @ LED 700mA
Operational temperature (Ta):	T _{min} = -40°C T _{max} = +55°C 700 mA +40°C 1050 mA
Storage temperature:	-40°C/+80°C
Overcharge protection:	Main surge immunity up to 10kV
Disconnecter:	Disconnecter and cable clamp cross section 1.5mm ² ÷ 4mm ²
Standard functions:	Current fixed Virtual midnight CLO
(page: Functionality)	

Materials

Lighting fixture:	Die cast aluminium EN1706
Optical system:	Optics in PMMA
Gaskets:	Removable silicon
Cable gland:	Polyamide PA66 PG16 Ø 14mm MAX IP 66
Screws and bolts:	AISI 304 stainless steel
Fixture color:	GMR dark Others on request

LED FEATURES

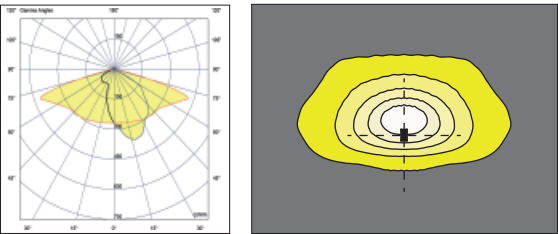
LED data 4.000 K - 700mA:	180 lm/W 25°C [Tj] ≤ 3 step MacAdam
Color temperature:	2.200 K 3.000 K 4.000 K 5.700 K CRI ≥ 70

Gamma small B

Available optical system

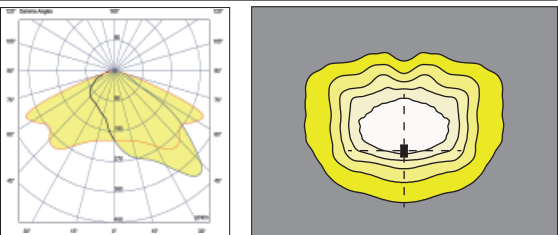
ASYMMETRICAL DISTRIBUTION\\

2A

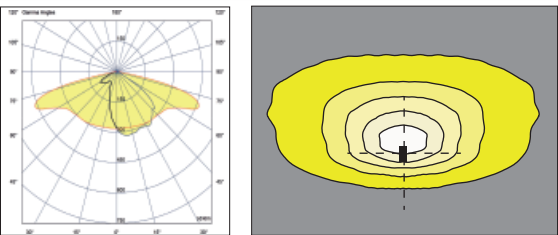


ASYMMETRICAL DISTRIBUTION\\

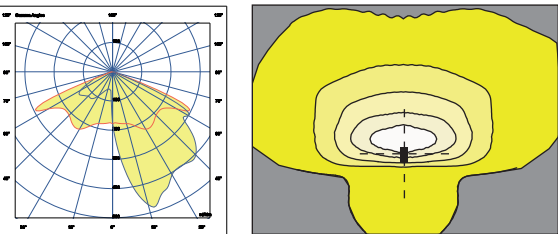
3A



3B

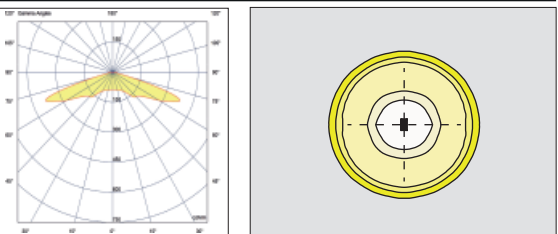


3C



ASYMMETRICAL DISTRIBUTION\\

5A



TYPE 2A



TYPE 2A



TYPE 3A | TYPE 3B



TYPE 5A

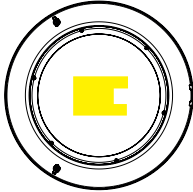
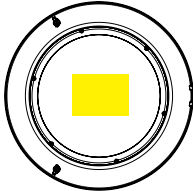

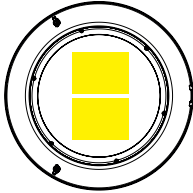
The LED modules nominal data refers only to the LED light sources in a standard version, with 4000 K color temperature, color rendering index CRI 70 min. and a junction temperature tj of 25°C. The LED nominal data are extrapolated from the manufacturer documentations.

LED code		(*) I [mA]	Luminous flux [lm]	LED Power [W]	Efficiency [lm/W]
GF02		350	1759	9,4	188
		525	2510	12,8	197
		700	3192	16,6	193
		1050	4463	25,7	174
GF03		350	2588	11,9	217
		525	3693	17,8	207
		700	4696	23,9	196
		1050	6622	38,3	173
GF04		350	3450	15,7	219
		525	4842	23,9	202
		700	6144	32,5	189
		1050	8309	49,5	168
GF06		350	5127	23,9	214
		525	7277	36,9	197
		700	9146	49,5	185
		1050	12490	75,1	166

The lighting fixture measured data refers to GMR ENLIGHTS products in a standard version, with 4000 K color temperature, optica type 3B and an ambient temperature ta of 25 °C.

GMR ENLIGHTS offers the possibility of driving the device with custom currents (•).

In case of optional glass some LED codes may be different from those indicated (GL02, GL04, GL06). In this case the values of luminous flux and efficiency are different from those shown in the table.

Order code: GAMS S_GFxx_B GAMS F_GFxx_B		(•) I [mA]	Luminous flux [lm]	LED Power [W]	Efficiency [lm/W]
GF02		350	1470	11,0	134
		525	2098	15,0	140
		700	2668	19,5	137
		1050	3731	29,5	126
GF03		350	2163	14,0	155
		525	3088	20,5	151
		700	3926	27,5	143
		1050	5536	42,5	130
GF04		350	2884	18,5	156
		525	4048	27,5	147
		700	5137	36,5	141
		1050	6946	55,0	126
GF06		350	4287	27,5	156
		525	6084	41,0	148
		700	7646	55,0	139
		1050	10441	82,5	127

OPTIC CONVERSION FACTOR LUMINOUS FLUX		Tk CONVERSION FACTOR LUMINOUS FLUX		CRI CONVERSION FACTOR LUMINOUS FLUX	
Optic type	Flux multiplier	Tk [K]	Flux multiplier	CRI (color render index)	Flux multiplier
1A ^(*)	1,00	2.200 ^(**)	0,70	70	1,00
2A ^(*)	0,99	3.000	0,94	80	0,93
3A 3C	0,99	4.000	1,00		
5A ^(*)	1,01	5.700	1,01		

(*) See pag: Available optical system, to check the optic type availability.

(**) See pag: Technical data, to check the colour temperatureb availability.

GMR ENLIGHTS s.r.l. • Quality system certificate ISO 9001:2015-ISO 14001:2015 • phone:+39 0543 462611 • fax:+39 0543 449111 • sales@gmrenlights.com • www.gmrenlights.com

The information in the data sheet may be subject to variations and implementations; please check the latest news on www.gmrenlights.com • The pictures used are purely for information.

Luminous flux tolerance +/- 7% | Power tolerance +/- 5% | Power tolerance in zhaga versions or with D4i / SR power supply +/- 10%

Functions

Standard functionality

Fixed current

During production, the light fixture is pre-set with a fixed current amongst the standard settings that appear in the tables on page 3. Upon customer's request, it is also possible to set a specific current (custom setting).

Virtual Midnight | Automatic dimming

The driver is programmed to automatically dim the light output according to the time. As required by regulations, the maximum output is set during initial hours and towards the end of the light fixture's operating time interval. During these hours there is statistically more traffic. The light output is then dimmed during the central hours of the operating time interval. This management is achievable through a self-learning process of the device, that establishes the centre point of the time interval. This moment is called "virtual midnight" and it is the point that the dimming profile refers to in order to know when to reduce the light output. We can manage up to 8hrs of programming that evolve around the virtual midnight and up to 5 steps of dimming. This way the light output will adjust automatically, adapting throughout the year to the duration of the nighttime, by referring to the pre-set parameters based on the centre point of the operating time interval.

CLO Constant Lumen Output

LEDs over time are inevitably subject to performance depreciation. This light reduction may be compensated by gradually increasing the LED's current during its lifespan, this corresponds to a gradual increase of lumen output proportional to the amount that is naturally depreciated.

On request functionality

DALI - DALI2 Control and monitoring system

On request, the fixture can be fitted with a DALI2 communication interface. This protocol allows it to be monitored and controlled remotely through use of Dali control buses.

DALI SENSOR (D4i)

On request, the fixture can be equipped with a D4i certified power supply. This is the ideal solution for wireless sensors and/or controls. This system was developed to integrate various systems to address smart city requirements. Included is DALI2 protocol + auxiliary power (AUX) to supply power to devices and sensors. This system is usually required when using a Zhaga Lumawise socket.

LINESWITCH

This functionality by using an extra wire within the streetlight's power line, allows to dimmer to a pre-set level. For example, a centralised timer can change this value from 100% to 50%, and vice versa.

AMPDIM

This feature allows dimming using the power line controlled by an upstream flow regulator. For this feature, the flow controller must use amplitude modulation (AM).

NEMA | Nema Socket (7 PIN)

The Nema Socket is a 7 PIN connector/socket with IP66 rating, that is fitted on the fixture to make it interfaceable with various ANSI C136 compliant devices and remote-control gear. These devices can be installed during or after installation of the light fixtures. The NEMA socket can provide power interruption and is interfaceable with DALI buses and/or 1-10V dimming. It is compatible with point-to-point node connection, and twilight sensors ect.

ZHAGA Lumawise Zhaga Socket (4 PIN)

The Lumawise Zhaga socket is a small and compact 4 Pin connector/socket, that is fits ideally with the design of GMR ENLIGHTS fixtures. With ZHAGA Lumawise sockets it is possible install the devices, sensors, ZHAGA remote controls during or after installation of the light fixtures. This socket is usually required in conjunction with the DALI2 Sensor feature, which involves a DALI2/D4i communication protocol in addition to 12/24V auxiliary port to supply power to the sensors. It is compatible with point-to-point wireless control solutions and SMART CITY applications to control and monitor the public lighting infrastructure.

REMOTE CONTROL ZHAGA STD

The device is installed on the lighting body equipped with D4i driver, via a prepared zhaga socket. The remote control works at 2.4GHz frequencies, and communicates in a secure mesh network thanks to 256bit data encryption. Thanks to the better positioning of the antenna, the node allows you to cover large distances and overcome obstacles. Equipped with lux meter and accelerometer, it can work both stand-alone and within the dedicated communication infrastructure. The device implements energy saving policies that bring the average consumption to 0.19W. In the smartcity application, the node allows you to interact with the street lighting network, dimming the lighting fixtures as needed and based on traffic and weather conditions, bringing significant economic advantages to the system in terms of energy savings. The node also allows monitoring and diagnostics of the public lighting network, from a single area, to the country up to an entire city or region. The knot has a diameter of 80mm and a height of 59mm. IK09, IP66.

ZHAGA GPS REMOTE CONTROL

In addition to the functionality expressed for the STD version, this version also includes a GPS. Thanks to GPS, the system can count on an astronomical clock as well as all the functions related to the exact positioning of the lighting body. Especially in the installation and commissioning phase, having the information relating to the positioning available simplifies and significantly speeds up the start-up of the system.

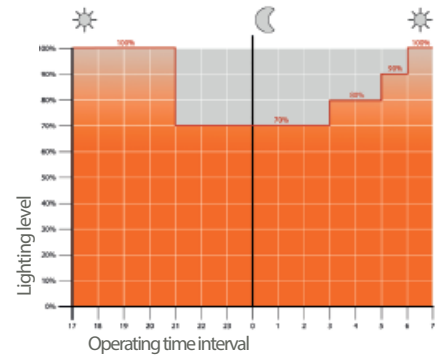
PRESENCE SENSOR

The product can be equipped with a presence sensor type zhaga book 18 in the lower part of the luminaire. In this case the lighting body is provided with Zhaga socket and Driver D4i. It is very important to carefully evaluate the installation context (height and underlying area) according to the sensing diagram of the device.

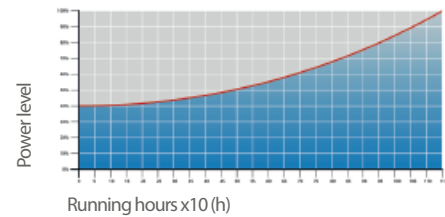
Third-party remote control

GMR ENLIGHTS fixtures are compatible with most third-party remote controls, powerline communication systems, wired systems (buses) and wireless systems.


Example of 4-step adjustment with virtual midnight




CLO Light Flow Compensation



7 Pin Nema Socket 7 (A) and IP66 shorting cap (B)



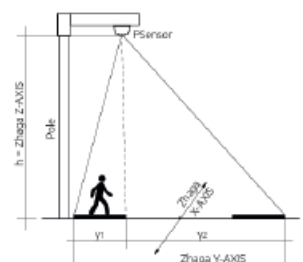
4 Pin Lumawise Zhaga Socket (C) and IP66 cap (D)



Installation example of Lumawise Zhaga



Installation example of presence sensor



Protection cycles

rev. 2022.02

GMR ENLIGHTS works with cast iron, steel and aluminum. The materials are selected and processed to maximize performance and quality.

GALVANIZED STEEL

Protection of galvanized steel surfaces for poles

The protection of galvanized steel elements is achieved by following steps:

- Micro sandblasting;
- First epoxy layer application followed by:
Wilting > Drying > Cooling;
- Acrylic glaze layer application followed by:
Wilting > Drying > Cooling;
- Packing at least after 24-hour-drying at room temperature.

Protection of galvanized steel surfaces for brackets and pastorals

The protection of the galvanized steel elements is achieved thanks to:

- Micro sandblasting;
- Phosphoric pickling bath at a pH level ranging from 1.5 to 3;
- Rinsing with demineralised water;
- First powder layer application;
- Kiln firing;
- Application of a final powder layer;
- Kiln roasting of the final powder layer at 180°C (356°F);
- Cooling.

CAST IRON

Protection of cast iron surfaces for bases

The protection of cast iron elements is achieved by the following treatments:

- Surface micro shotblasting;
- Mono-component dip galvanizing followed by:
Wilting > Drying > Cooling;
- Epoxy micaceous primer application followed by:
Wilting > Drying > Cooling;
- Acrylic enamel application followed by:
Wilting > Drying > Cooling;
- Packing at least after 24-hour-drying at room temperature.

DIE-CAST ALUMINIUM

Protection of die-cast aluminium surfaces for lighting fixtures, tops, collars, brackets and pastorals

Lighting fixtures, brackets, pastoral, and die-cast accessories undergo a cycle of powder painting which creates a barrier against the corrosion of metal parts. Moreover this barrier makes the finished product comply with design specifications in terms of surface roughness, color and reflectance.

The cycle consists of the following steps:

- Micro sandblasting;
- Hot pickling bath in a zinc-based phosphodegreasing solution;
- Specific process for the preparation of surfaces before painting;
- Washing with water;
- Rinsing with demineralised water and subsequent drying;
- First powder layer application followed by kiln baking at 180°C (356°F);
- Final powder layer application using a High Durability product and final kiln roasting at 180°C (356°F).



Salt spray test

The top quality of such treatments is confirmed by salt spray tests performed in accordance with standard ISO 9227:2017 Neutral Salt Spray test (NSS).

The test was carried out for 8.000 hours at 35°C (95°F) and demonstrated through the report test released.



GMR ENLIGHTS s.r.l.

Legal headquarters:
Strada Provinciale Specchia - Alessano, 68 • 73040 (LE)

Administrative and operational headquarters:
Via Grande n°226 • 47032 Bertinoro (FC)

T +39 0543 462611
F +39 0543 449111

sales@gmrenlights.com
www.gmrenlights.com